

# Vrijeme informacijskog preopterećenja - mjesto i uloga alternativnih oblika sažetaka znanstvenih publikacija

Mario Šekerija  
Sveučilište u Zagrebu, Medicinski fakultet

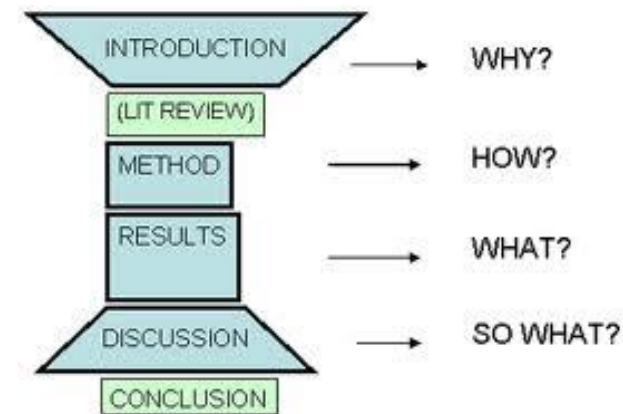
MICC 2023  
6. lipnja 2023.

# Znanstveni članak

- Posebna vrsta publikacije kojom se prenose znanstvena otkrića
- Sredstvo uvjeravanja građeno na argumentima i dokazima

# Zašto?

- Spoznaje iz kognitivne psihologije pokazuju da se tekst bolje razumije kad:
  - Informacija se daje u dijelovima
  - Podaci se uvijek prikazuju istim redom
- IMRaD struktura



# Naslov (Title)

- Zgusnuti opis istraživanja koji se dalje ne može skratiti
- Najmanji skup pojmova potrebnih da točno opišu sadržaj članka
- Indikativni
- Informativni

# Autori (Authors)

- Točno određena pravila o autorstvu:
- Should be based only on substantial contribution to:
  - *conception and design, acquisition of data, or data analysis and interpretation AND*
  - *drafting the article or revising it critically for important intellectual content AND*
  - *final approval of the version to be published AND*

# Kako zainteresirati publiku – naslov?

**Kory**  
@RememberNetwork

Replying to @lisafstinson

Human Microbiome Journal  
Available online 3 July 2019, 100058  
[In Press, Accepted Manuscript](#) ?

---

Original Article  
**The effect of having Christmas dinner with in-laws on gut microbiota composition**

[Nicolien C de Clercq](#)<sup>a</sup> ... [Max Nieuwdorp](#)<sup>d</sup>

3:57 PM · Jul 9, 2019

313

boredpanda.com

# Kako zainteresirati publiku – naslov?



**Lisa Stinson**  
@lisafstinson

STOP THE INTERNET! I just found the world's best paper title.

 **Current Opinion in Microbiology**  
Volume 52, December 2019, Pages 55-63

**Fantastic yeasts and where to find them: the hidden diversity of dimorphic fungal pathogens**

Marley C Caballero Van Dyke<sup>1</sup>, Marcus M Teixeira<sup>1,2</sup>, Bridget M Barker<sup>1</sup>

Show more


<https://doi.org/10.1016/j.mib.2019.05.002> [Get rights and content](#)

7:01 AM · Jul 9, 2019

48K

boredpanda.com

# Kako zainteresirati publiku – naslov?

**UFV Library**  
@UFVLibrary 

Replying to @lisafstinson

Has anyone mentioned this one yet?

Format: Abstract ▾ Send to ▾

[Sci STKE, 2004 Apr 20;2004\(230\):RE6.](#)

**Carbon monoxide: to boldly go where NO has gone before.**


[Ryder SW<sup>1</sup>, Morse D, Choi AM.](#)

Ⓜ Author information

**Abstract**

The discovery that nitric oxide (NO) has powerful vasoactive properties identical to those of endothelial-derived relaxing factor spawned a vast body of research investigating the physiological actions of small gas molecules. NO, which arises endogenously through the action of nitric oxide synthase (NOS) enzymes, is a highly reactive gas that plays important roles in the regulation of vascular and immune function. Carbon monoxide (CO), a similar yet much more chemically stable gas, occurs in nature as a product of the oxidation or combustion of organic materials. CO also arises in cells and tissues as a byproduct of heme oxygenase (HO) activity, which degrades heme to biliverdin-IXalpha. Like NO, CO acts as a vasorelaxant and may regulate other vascular functions such as platelet aggregation and smooth muscle proliferation. CO has also been implicated as a neurotransmitter in the central nervous system. HO-1, the inducible form of HO, confers cytoprotection against oxidative stress in vitro and in vivo. CO, when applied at low concentration, exerts potent cytoprotective effects mimicking those of HO-1 induction, including down-regulation of inflammation and suppression of apoptosis. Many of the effects of CO depend on the activation of guanylate cyclase, which generates guanosine 3',5'-monophosphate (cGMP), and the modulation of mitogen-activated protein kinase (MAPK) signaling pathways. This review highlights new advances in the interaction of CO with cellular signaling processes.

PMD: 15114602 DOI: 10.1126/stke.2302004ref6  
[Indexed for MEDLINE]

4:30 PM · Jul 10, 2019 from Abbotsford, British Columbia 

 37 boredpanda.com

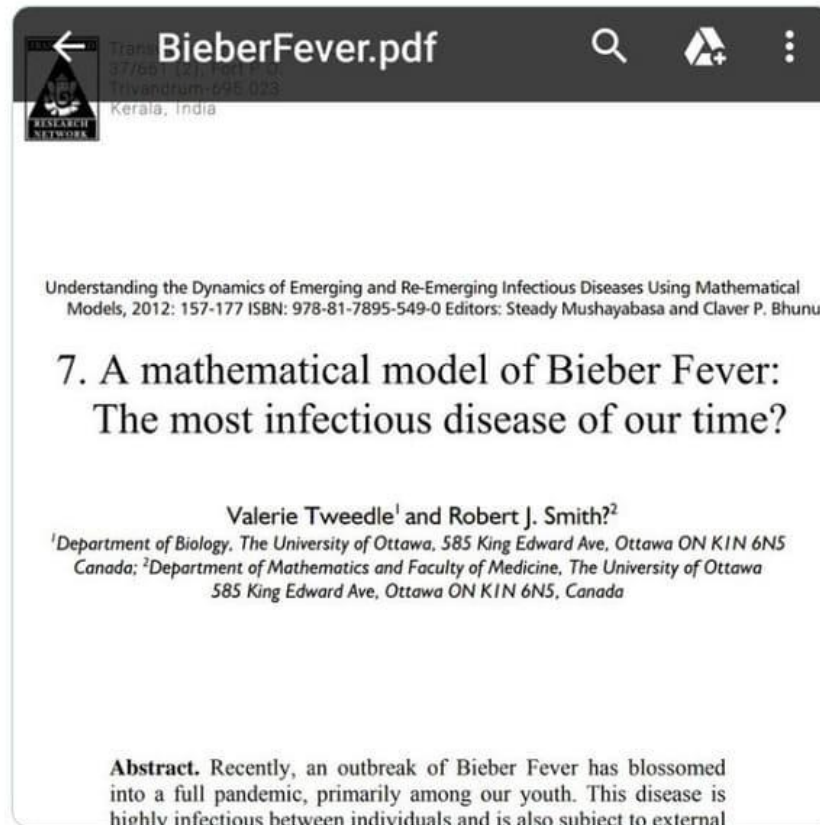


# Kako zainteresirati publiku – naslov?



Replying to @lisafstinson

My contribution:



# Kako zainteresirati publiku – autori?

Economic Inquiry 




Miscellany

## A FEW GOODMEN: SURNAME-SHARING ECONOMIST COAUTHORS

Allen C. Goodman  Joshua Goodman  Lucas Goodman  Sarena Goodman 

First published: 30 October 2014 | <https://doi.org/10.1111/ecin.12167> | Citations: 4

[Read the full text >](#)

 PDF  TOOLS  SHARE

### Abstract

*We explore the phenomenon of coauthorship by economists who share a surname. Prior research has included at most three economist coauthors who share a surname. Ours is the first paper to have four economist coauthors who share a surname, as well as the first where such coauthors are unrelated by marriage, blood, or current campus. (JEL Y9)*

# Sažetak (Abstract)

- Informativni tekst, kratak sažetak istraživanja opisanog u članku
- Kratki odjeljci u kojem se čitatelju govori:
  - Hipoteza istraživanja
  - Kako je provjerena hipoteza
  - Koji su rezultati dobiveni
  - Što se iz njih zaključilo

# Sažetak (Abstract)

- Nestrukturiran/strukturiran/hiperstrukturiran
- Obično ograničen brojem riječi, najčešće oko 200 riječi
- Prvi dojam o istraživanju u pretraživanju bibliografskih baza, iznimno važno da bude dobro napisan

# Prenošenje najvažnijih informacija

JOURNAL ARTICLE

Is the sequence of earthquakes in Southern California, with aftershocks removed, Poissonian? 🛒

J. K. Gardner; L. Knopoff

Bulletin of the Seismological Society of America (1974) 64 (5): 1363-1367.

Published: October 01, 1974 Article history ▼

🗨️ Cite 🔄 Share ▼ 🛠️ Tools ▼

---

Abstract

Yes.

---

**Can apparent superluminal neutrino speeds be explained as a quantum weak measurement?**

M V Berry<sup>1</sup>, N Brunner<sup>1</sup>, S Popescu<sup>1</sup> & P Shukla<sup>2</sup>

<sup>1</sup>H H Wills Physics Laboratory, Tyndall Avenue, Bristol BS8 1TL, UK

<sup>2</sup>Department of Physics, Indian Institute of Technology, Kharagpur, India

**Abstract**

Probably not.

**Keywords:** quantum measurement, interference, neutrino oscillations

**PACS numbers:** 03.65.Ta, 03.65.Xp, 14.60.Pq

**Submitted to:** *J.Phys.A*, October 2011

Epidemiology of vulvar cancer  
in CroatiaIrena Barišić<sup>1</sup>, Petra Čukelj<sup>1</sup>,  
Ivana Brkić Biloš<sup>1</sup>, Mario  
Šekerija<sup>1,2</sup><sup>1</sup>Croatian Institute of Public Health,  
Zagreb, Croatia<sup>2</sup>School of Public Health Dr Andrija  
Štampar, School of Medicine,  
University of Zagreb, Zagreb,  
Croatia**Aim** To assess the incidence and mortality trends of invasive  
vulvar cancer in Croatia between 2001 and 2019/2020.**Methods** The incidence data for the period 2001-2019  
were obtained from the Croatian National Cancer Registry.  
The number of deaths from invasive vulvar cancer by age  
groups between 2001 and 2020 was obtained from the  
Croatian Bureau of Statistics. Joinpoint regression analysis  
was used to assess the trends and trend changes.**Results** Joinpoint regression analysis of vulvar cancer inci-  
dence rate showed a non-significant average annual per-  
cent increase (APC) of 0.8 (95% confidence interval [CI] =  
-0.3-2.0) during the whole period. There was also a non-sig-  
nificant increase in women under 60, with an average APC  
of 1.0 (CI = -1.6-3.7) during the whole period; similar results  
were obtained in women over 60 years of age (APC = 0.9;  
CI = -0.3-2.1). The average annual percent increase in vulvar  
cancer mortality rate was 0.2% (CI = -1.0-1.5), with a similar  
trend in women over 60 years of age (APC = 0.1; CI = -1.3-  
1.5). Mortality in women under 60 years of age was not as-  
sessed due to a very small number of deaths observed in  
the study period.**Conclusion** In the studied period, the incidence of inva-  
sive vulvar cancer in Croatia was stable. Age-standardized  
rates (for all-ages, under 60, and over 60 years of age) in-  
creased, but the increase did not reach the level of statisti-  
cal significance. The pattern in younger and older age  
groups was the same. The mortality rates over the last de-  
cade were stable.100 Years apart: Psychiatric admissions during Spanish flu and  
COVID-19 pandemicJakša Vukojević<sup>a,\*</sup>, Nataša Đuran<sup>a</sup>, Nikola Žaja<sup>a</sup>, Jelena Sušac<sup>a</sup>, Mario Šekerija<sup>b,c</sup>,  
Aleksandar Savić<sup>a,c</sup><sup>a</sup> University psychiatric hospital Vrapce, Zagreb, Croatia<sup>b</sup> Croatian Institute of Public Health, Zagreb, Croatia<sup>c</sup> University of Zagreb, Medical school, Zagreb, Croatia

Psychiatry Research 303 (2021) 114071

## ARTICLE INFO

**Keywords:**  
COVID-19  
SARS-CoV-2  
Spanish flu  
Influenza  
Psychiatry  
Emergency admissions  
Mental health

## ABSTRACT

The last pandemic comparable to the current COVID-19 pandemic was the Spanish flu. Using the admission record books for the years 1917 and 1918 and electronic health records for the years 2019 and 2020, we extracted the relevant data and explored how they affected the numbers of emergency psychiatric admissions. The general trend in both pandemics was that they did not cause a rise in psychiatric admissions, findings which go along with reports around Europe. The causes for these similarities are complex but provide an interesting perspective as to why there is no concurrent rise in emergency psychiatric admissions.

frontiers | Frontiers in Oncology

ORIGINAL RESEARCH  
published: 14 July 2022  
doi: 10.3389/fonc.2022.890584Clear Improvement in Real-World  
Chronic Myeloid Leukemia Survival:  
A Comparison With Randomized  
Controlled TrialsClaudia Vener<sup>1,2\*</sup>, Silvia Rossi<sup>3</sup>, Pamela Miniccozzi<sup>1,4</sup>, Rafael Marcos-Gragera<sup>5,6,7</sup>,  
Hélène A. Poirel<sup>8</sup>, Marc Maynadie<sup>9</sup>, Xavier Troussard<sup>10</sup>, Gabriella Pravettoni<sup>2</sup>,  
Roberta De Angelis<sup>11</sup>, Milena Sant<sup>11</sup> and the EUROCare-6 Working Group<sup>1</sup> Analytical Epidemiology and Health Impact Unit, Department of Research, Fondazione Istituto di Ricovero e Cura a Carattere Scientifico (IRCCS) Istituto Nazionale dei Tumori, Milan, Italy, <sup>2</sup> Department of Oncology and Hemato-Oncology, University of Milan, Milan, Italy, <sup>3</sup> Department of Oncology and Molecular Medicine, Istituto Superiore di Sanità, Rome, Italy, <sup>4</sup> Cancer Survival Group, Department of Non-Communicable Disease Epidemiology, London School of Hygiene and Tropical Medicine, London, United Kingdom, <sup>5</sup> Epidemiology Unit and Girona Cancer Registry, Oncology Coordination Plan, Department of Health, Autonomous Government of Catalonia, Catalan Institute of Oncology, Girona Biomedical Research Institute (IDEG), Universitat de Girona, Girona, Spain, <sup>6</sup> Biomedical Network Research Centers of Epidemiology and Public Health (CIBERSP), Madrid, Spain, <sup>7</sup> Group of Descriptive and Analytical Epidemiology of Cancer, Josep Carreras Leukemia Research Institute, Girona, Spain, <sup>8</sup> Belgian Cancer Registry, Brussels, Belgium, <sup>9</sup> Cote d'Or Hematological Malignancies Registry, Dijon, France, <sup>10</sup> Basque Normande Cancer Registry, Centre Hospitalier Universitaire (CHU) de Caen, Normandie, Caen, France

## OPEN ACCESS

## Edited by:

Mario Tribak,  
University of Udine, Italy

## Reviewed by:

Valerín García-Guerrero,  
Ramón y Cajal University Hospital,  
SpainAhmed Erwa Ebrahim,  
Istanbul University-Cerrahpaşa

## \*Correspondence:

Claudia Vener  
claudia.vener@unitn.it<sup>†</sup>These authors share last authorship

## Specialty section:

This article was submitted to  
Hematologic Malignancies,  
a section of the journal  
Frontiers in Oncology

Received: 09 March 2022

Accepted: 19 April 2022

Published: 14 July 2022

## Citation:

Vener C, Rossi S, Miniccozzi P,  
Marcos-Gragera R, Poirel HA,  
Maynadie M, Troussard X,  
Pravettoni G, De Angelis R, Sant M  
and the EUROCare-6 Working Group  
(2022) Clear Improvement in Real-  
World Chronic Myeloid Leukemia  
Survival: A Comparison With  
Randomized Controlled Trials.  
Front. Oncol. 12:890584.  
doi: 10.3389/fonc.2022.890584

Tyrosine kinase inhibitors (TKIs) have been improving the prognosis of patients with chronic myeloid leukemia (CML), but there are still large differences in survival among European countries. This raises questions on the added value of results from population-based studies, which use real-world data, compared to results of randomized controlled trials (RCTs) involving patients with CML. There are also questions about the extent of the findings on RCTs effectiveness for patients in the general population. We compare survival data extracted from our previous systematic review and meta-analysis of CML RCTs with the latest updated population-based survival data of EUROCare-6, the widest collaborative study on cancer survival in Europe. The EUROCare-6 CML survival estimated in patients (15-64 years) diagnosed in 2000-2006 vs. 2007-2013 revealed that the prognostic improvement highlighted by RCTs was confirmed in real-world settings, too. The study shows, evaluating for the first time all European regions, that the optimal outcome figures obtained in controlled settings for CML are also achievable (and indeed achieved) in real-world settings with prompt introduction of TKIs in daily clinical practice. However, some differences still persist, particularly in Eastern European countries, where overall survival values are lower than elsewhere, probably due to a delayed introduction of TKIs. Our results suggest an insufficient adoption of adequate protocols in daily clinical practice in those countries where CML survival values remain lower in real life than the values obtained in RCTs. New high-resolution population-based studies may help to identify failures in the clinical pathways followed there.

**Keywords:** cancer registries, chronic myeloid leukemia (CML), randomized controlled trials (RCTs), real-world data, survival, Europe, tyrosine kinase inhibitor (TKI), population-based studies

Research

JAMA Oncology | Original Investigation

Global, Regional, and National Cancer Incidence, Mortality,  
Years of Life Lost, Years Lived With Disability, and Disability-Adjusted  
Life-Years for 29 Cancer Groups, 1990 to 2017  
A Systematic Analysis for the Global Burden of Disease Study

Global Burden of Disease Cancer Collaboration

**IMPORTANCE** Cancer and other noncommunicable diseases (NCDs) are now widely recognized as a threat to global development. The latest United Nations high-level meeting on NCDs reaffirmed this observation and also highlighted the slow progress in meeting the 2011 Political Declaration on the Prevention and Control of Noncommunicable Diseases and the third Sustainable Development Goal. Lack of situational analyses, priority setting, and budgeting have been identified as major obstacles in achieving these goals. All of these and other factors in common that they require information on the local cancer epidemiology. The Global Burden of Disease (GBD) study is uniquely poised to provide these crucial data.**OBJECTIVE** To describe cancer burden for 29 cancer groups in 195 countries from 1990 through 2017 to provide data needed for cancer control planning.**EVIDENCE REVIEW** We used the GBD study estimation methods to describe cancer incidence, mortality, years lived with disability, years of life lost, and disability-adjusted life-years (DALYs). Results are presented at the national level as well as by Socio-demographic Index (SDI), a composite indicator of income, educational attainment, and total fertility rate. We also analyzed the influence of the epidemiological vs the demographic transition on cancer incidence.**FINDINGS** In 2017, there were 24.5 million incident cancer cases worldwide (16.8 million without nonmelanoma skin cancer (NMSC) and 9.6 million cancer deaths. The majority of cancer DALYs came from years of life lost (97%), and only 3% came from years lived with disability. The odds of developing cancer were the lowest in the low SDI quintile (1 in 7) and the highest in the high SDI quintile (1 in 2) for both sexes. In 2017, the most common incident cancers in men were NMSC (4.3 million incident cases), tracheal, bronchus, and lung (TBL) cancer (1.5 million incident cases), and prostate cancer (1.3 million incident cases). The most common causes of cancer deaths and DALYs for men were TBL cancer (1.3 million deaths and 28.4 million DALYs), liver cancer (572 000 deaths and 15.2 million DALYs), and stomach cancer (542 000 deaths and 12.2 million DALYs). For women in 2017, the most common incident cancers were NMSC (3.3 million incident cases), breast cancer (1.9 million incident cases), and colorectal cancer (819 000 incident cases). The leading causes of cancer deaths and DALYs for women were breast cancer (601 000 deaths and 17.4 million DALYs), TBL cancer (596 000 deaths and 12.6 million DALYs), and colorectal cancer (414 000 deaths and 8.3 million DALYs).**CONCLUSIONS AND RELEVANCE** The national epidemiological profiles of cancer burden in the GBD study show large heterogeneities, which are a reflection of different exposures to risk factors, economic settings, lifestyles, and access to care and screening. The GBD study can be used by policy makers and other stakeholders to develop and improve national and local cancer control in order to achieve the global targets and improve equity in cancer care.

## Supplemental content

CME Quiz at  
jamanetwork.com/learning  
and CME Questions page 1816**Group Information:** The members of the Global Burden of Disease Cancer Collaboration appear at the end of the article.  
**Corresponding Author:** Christina Fitzmaurice, MD, MPH, Division of Hematology, Department of Medicine, Institute for Health Metrics and Evaluation, University of Washington, 2301 5th Ave, Ste 600, Seattle, WA 98101 (cfitz@u.w.edu).

# Sažetak – može li drukčije?

- Infografika
  - Grafički (vizualni) sažetak
- Video sažetak
  - Audio sažetak

# Definicije

- **Infografika:**
  - grafički prikaz informacija, podataka ili ideja koji se koristi za vizualno prezentiranje složenih ili opsežnih informacija na jednostavan i pregledan način
  - kombinira tekstualne elemente, grafikone, dijagrame, ikone, slike ili ilustracije kako bi pružila brzo razumljive informacije i olakšala njihovo pamćenje i razumijevanje
  - koriste se u novinarstvu, marketingu, obrazovanju i drugim područjima kako bi se jasno i učinkovito prenijele ključne poruke ili podaci ciljnoj publici
    - podvrsta infografike je grafički sažetak znanstvenog članka



# Definicije

- **Grafički sažetak:**

- vizualni prikaz koji se koristi za sažimanje ključnih informacija, ideja ili zaključaka iz nekog izvora, kao što je članak, istraživanje ili prezentacija
- kompaktna i jasna grafička reprezentacija koja se koristi za prezentiranje suštine sadržaja na jednostavan i pregledan način
- može uključivati grafikone, dijagrame, ikone, slike, simbole ili druge vizualne elemente kako bi se naglasile glavne točke ili ideje
- pomaže čitateljima ili gledateljima da brzo shvate i zapamte ključne informacije iz izvora koji se sažima

# Definicije

- **Video sažetak:**
  - audiovizualni prikaz koji sumira ključne aspekte i zaključke iz znanstvenog članka koji koristi video format za prezentiranje bitnih informacija i rezultata istraživanja sadržanih u članku
  - može uključivati grafikone, dijagrame, animacije, vizualne prikaze podataka i druge elemente kako bi se na vizualno privlačan način prikazale ključne točke i sažeti rezultati istraživanja
  - pružiti pregled istraživanja i privući pažnju čitatelja na važne detalje i zaključke članka, koristeći moć audiovizualnog medija
    - Audio sažetak kao zasebna kategorija?

# BRAIN INFOGRAPHIC

WRITE YOUR SUBTITLE HERE



## Structure

A good business plan starts with an executive

## Strategies

A good business plan starts with an executive

## Solutions

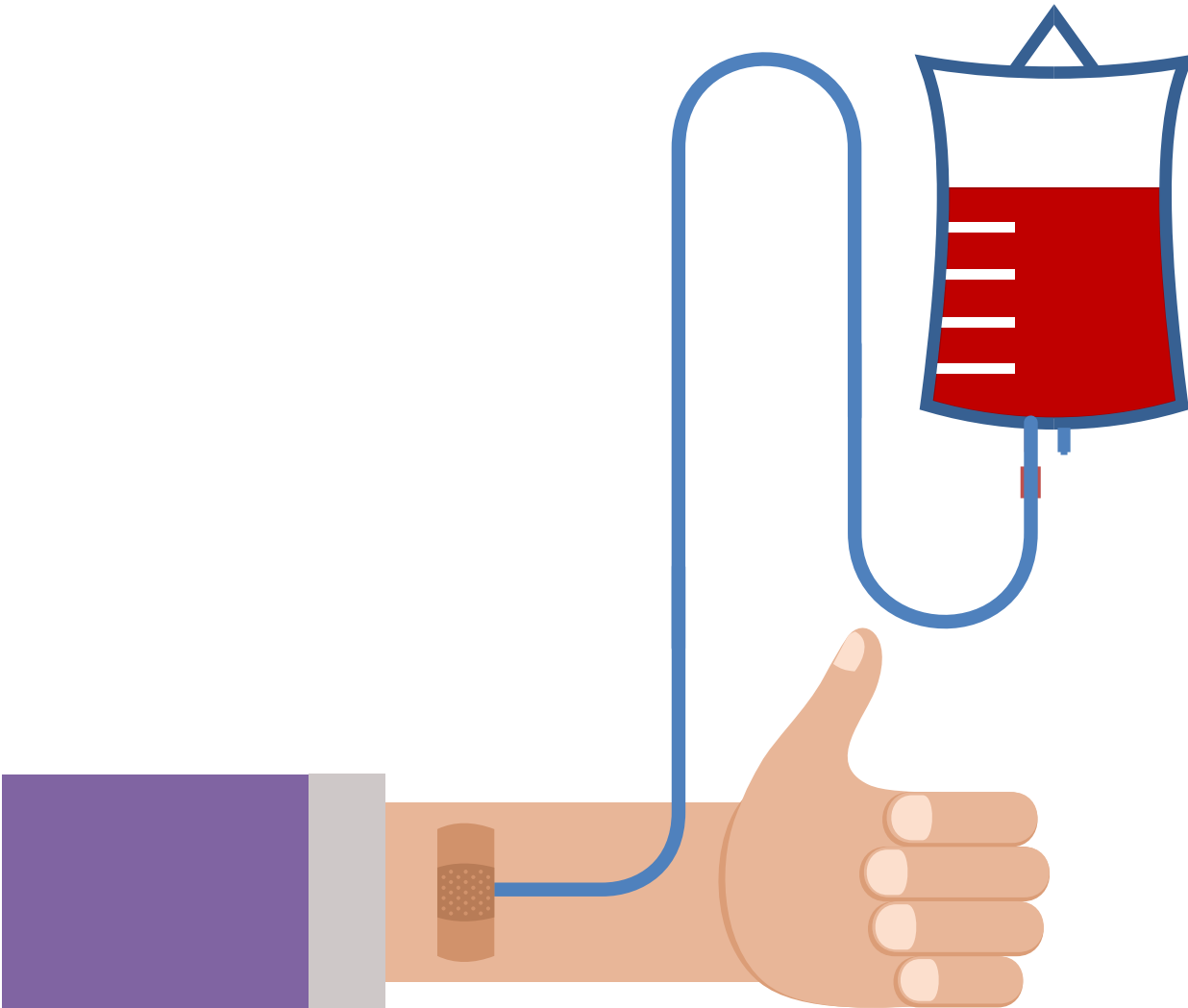
A good business plan starts with an executive

## Success

A good business plan starts with an executive

# BLOOD DONATION INFOGRAPHIC

WRITE YOUR SUBTITLE



A business plan is a written document that describes in detail how a business—usually a new one—is going to achieve its goals. A business plan lays out a written plan from a marketing, financial and operational viewpoint.

## Your Title

A good business plan starts



## Your Title

A good business plan starts

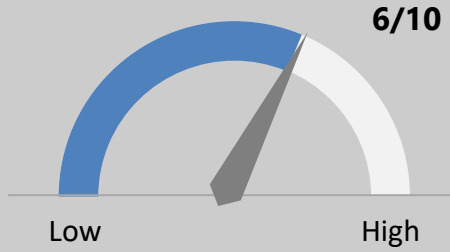


## Your Title

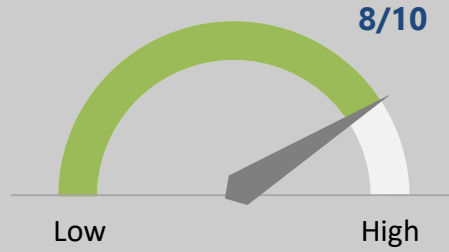
A good business plan starts



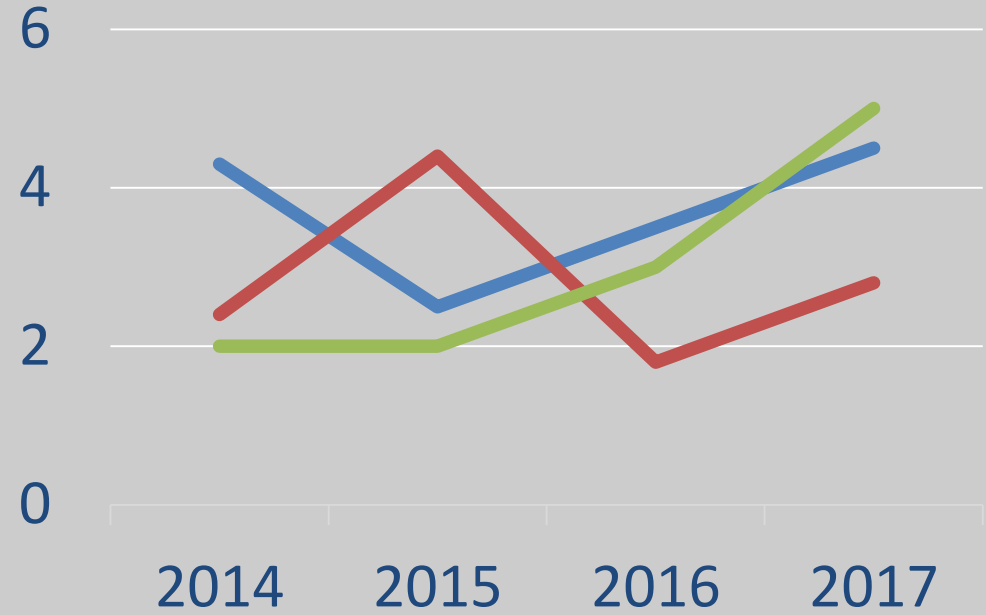
## YOUR BUSINESS



## INDUSTRY AVERAGE



## LATEST ACTIVITIES



### TECHNOLOGY



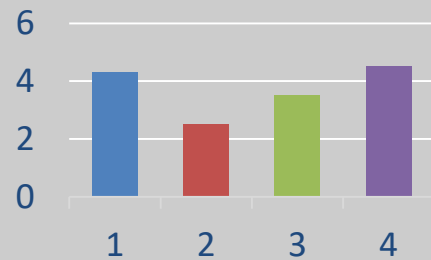
### ACCESSIBILITY



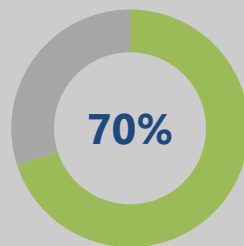
### SECURITY



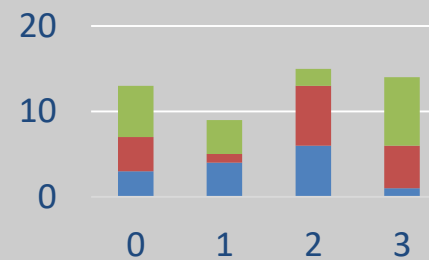
## AESTHETICS



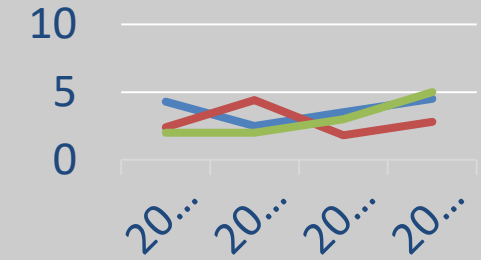
## NAVIGATION



## SPEED

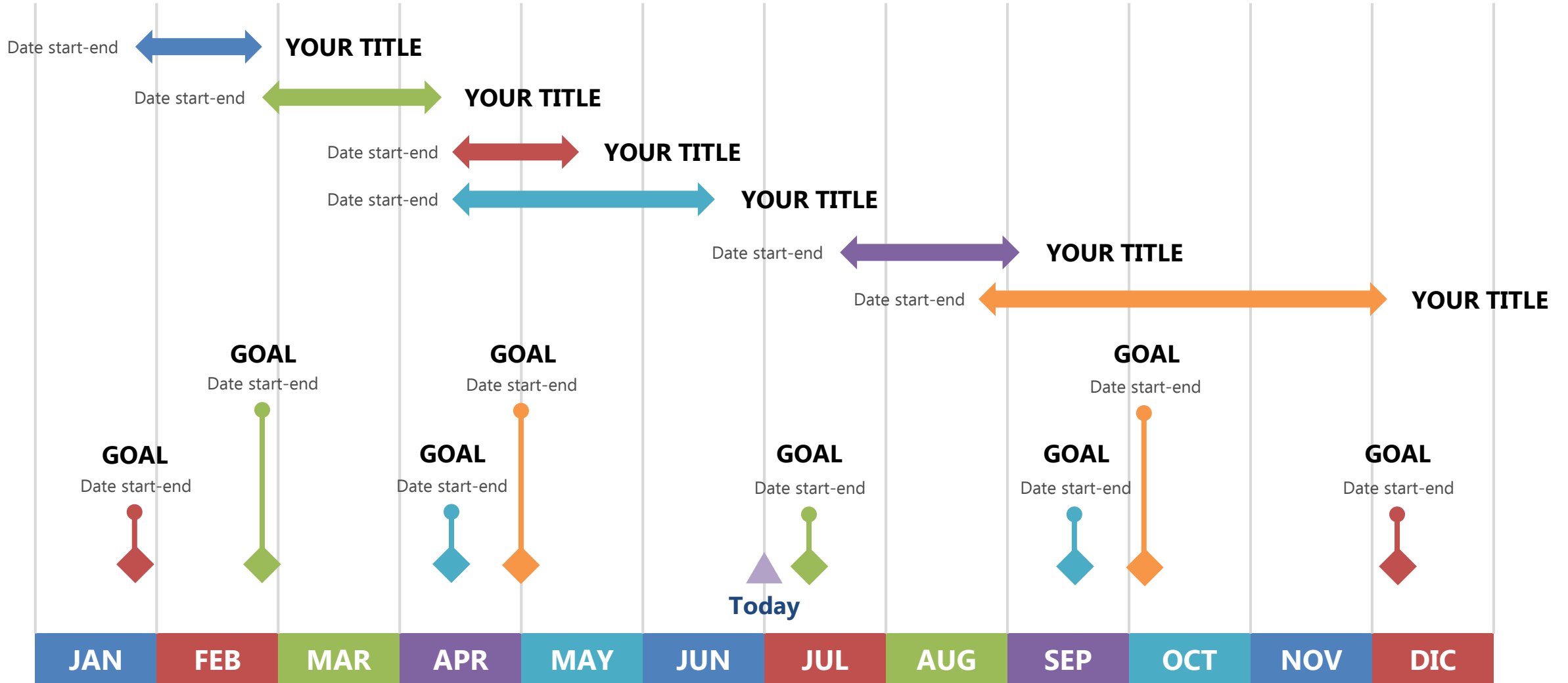


## SEARCHABILITY

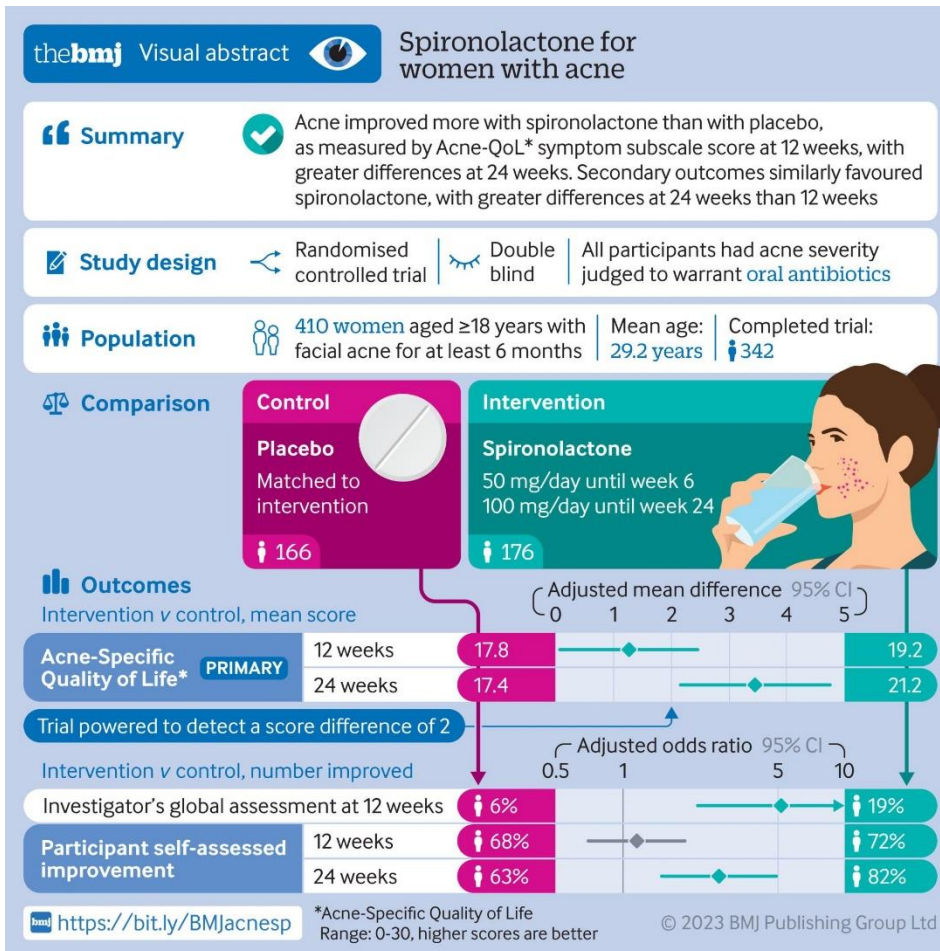


# GANTT CHART SLIDE

WRITE YOUR SUBTITLE



# Vizualni vs. hiperstrukturirani sažetak - BMJ



## Abstract

**Objective** To assess the effectiveness of oral spironolactone for acne vulgaris in adult women.

**Design** Pragmatic, multicentre, phase 3, double blind, randomised controlled trial.

**Setting** Primary and secondary healthcare, and advertising in the community and on social media in England and Wales.

**Participants** Women (≥18 years) with facial acne for at least six months, judged to warrant oral antibiotics.

**Interventions** Participants were randomly assigned (1:1) to either 50 mg/day spironolactone or matched placebo until week six, increasing to 100 mg/day spironolactone or placebo until week 24. Participants could continue using topical treatment.

**Main outcome measures** Primary outcome was Acne-Specific Quality of Life (Acne-QoL) symptom subscale score at week 12 (range 0-30, where higher scores reflect improved QoL). Secondary outcomes were Acne-QoL at week 24, participant self-assessed improvement; investigator's global assessment (IGA) for treatment success; and adverse reactions.

**Results** From 5 June 2019 to 31 August 2021, 1267 women were assessed for eligibility, 410 were randomly assigned to the intervention (n=201) or control group (n=209) and 342 were included in the primary analysis (n=176 in the intervention group and n=166 in the control group). Baseline mean age was 29.2 years (standard deviation 7.2). 28 (7%) of 389 were from ethnicities other than white, with 46% mild, 40% moderate, and 13% severe acne. Mean Acne-QoL symptom scores at baseline were 13.2 (standard deviation 4.9) and at week 12 were 19.2 (6.1) for spironolactone and 12.9 (4.5) and 17.8 (5.6) for placebo (difference favouring spironolactone 1.27 (95% confidence interval 0.07 to 2.46), adjusted for baseline variables). Scores at week 24 were 21.2 (5.9) for spironolactone and 17.4 (5.8) for placebo (difference 3.45 (95% confidence interval 2.16 to 4.75), adjusted). More participants in the spironolactone group reported acne improvement than in the placebo group: no significant difference was reported at week 12 (72% v 68%, odds ratio 1.16 (95% confidence interval 0.70 to 1.91)) but significant difference was noted at week 24 (82% v 63%, 2.72 (1.50 to 4.93)). Treatment success (IGA classified) at week 12 was 31 (19%) of 168 given spironolactone and nine (6%) of 160 given placebo (5.18 (2.18 to 12.28)). Adverse reactions were slightly more common in the spironolactone group with more headaches reported (20% v 12%; p=0.02). No serious adverse reactions were reported.

**Conclusions** Spironolactone improved outcomes compared with placebo, with greater differences at week 24 than week 12. Spironolactone is a useful alternative to oral antibiotics for women with acne.

**Trial registration** ISRCTN12892056

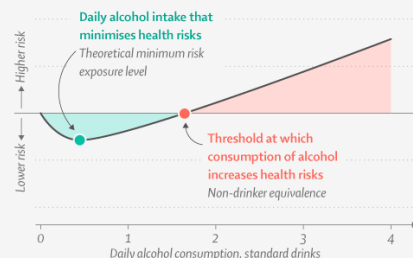
## Drinking alcohol has significant health risks for young people, small amounts may be beneficial for some older adults

New analysis suggests that recommendations for how much one can drink should be based on age and local disease rates

### Good and bad alcohol consumption

For individuals aged 40+, drinking small amounts of alcohol is not harmful to health, but drinking more than a certain amount increases health risks.

#### Relative risk of alcohol consumption vs zero alcohol consumption



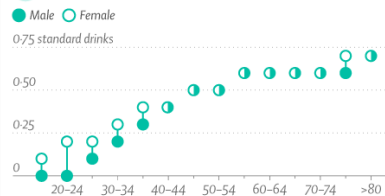
One standard drink is equivalent to...



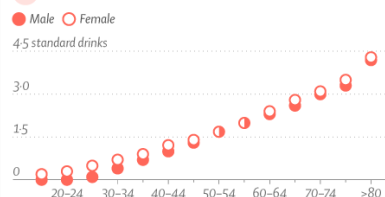
### People 40+ can safely drink small amounts of alcohol

Guidance on alcohol consumption should be based on age and location.

#### Daily alcohol intake that minimises health risks, by age and sex



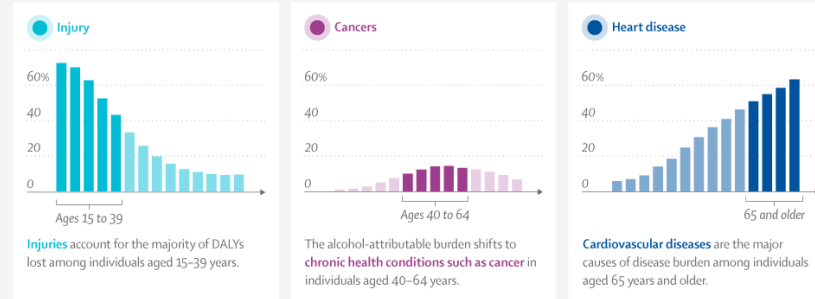
#### Daily threshold at which health risks increase, by age and sex



### Understanding disease burden is key to setting effective guidelines

The level of alcohol that can be consumed without increasing health risks rises throughout a lifetime. This is driven by differences in the major causes of death and disease burden at different ages. Any level of drinking leads to a higher probability of injuries, while small amounts of alcohol decrease the risk of some conditions prevalent in older ages, such as ischaemic heart disease and diabetes.

Relative proportions of global disability-adjusted life years (DALYs) for causes associated with alcohol use, by cause and age (2020)



Substantial differences in the burden of major causes of death and disease exist between geographical regions. Understanding these differences and how they impact a population's threshold for non-harmful alcohol consumption is important for setting effective guidelines.

Read the full paper at [thelancet.com/gbd](https://thelancet.com/gbd)

Population-level risks of alcohol consumption by amount, geography, age, sex, and year: a systematic analysis for the Global Burden of Disease Study 2020. The Lancet 2022

# Vizualni vs. strukturirani sažetak - Lancet

## Population-level risks of alcohol consumption by amount, geography, age, sex, and year: a systematic analysis for the Global Burden of Disease Study 2020



GBD 2020 Alcohol Collaborators\*



### Summary

**Background** The health risks associated with moderate alcohol consumption continue to be debated. Small amounts of alcohol might lower the risk of some health outcomes but increase the risk of others, suggesting that the overall risk depends, in part, on background disease rates, which vary by region, age, sex, and year.

Lancet 2022; 400: 185–235

See Comment page 141

\*Collaborators are listed at the end of the Article

Correspondence to: Prof Emmanuela Gakidou, Institute for Health Metrics and Evaluation, University of Washington, Seattle, WA 98195 USA [gakidou@uw.edu](mailto:gakidou@uw.edu)

**Methods** For this analysis, we constructed burden-weighted dose–response relative risk curves across 22 health outcomes to estimate the theoretical minimum risk exposure level (TMREL) and non-drinker equivalence (NDE), the consumption level at which the health risk is equivalent to that of a non-drinker, using disease rates from the Global Burden of Diseases, Injuries, and Risk Factors Study (GBD) 2020 for 21 regions, including 204 countries and territories, by 5-year age group, sex, and year for individuals aged 15–95 years and older from 1990 to 2020. Based on the NDE, we quantified the population consuming harmful amounts of alcohol.

**Findings** The burden-weighted relative risk curves for alcohol use varied by region and age. Among individuals aged 15–39 years in 2020, the TMREL varied between 0 (95% uncertainty interval 0–0) and 0.603 (0.400–1.00) standard drinks per day, and the NDE varied between 0.002 (0–0) and 1.75 (0.698–4.30) standard drinks per day. Among individuals aged 40 years and older, the burden-weighted relative risk curve was J-shaped for all regions, with a 2020 TMREL that ranged from 0.114 (0–0.403) to 1.87 (0.500–3.30) standard drinks per day and an NDE that ranged between 0.193 (0–0.900) and 6.94 (3.40–8.30) standard drinks per day. Among individuals consuming harmful amounts of alcohol in 2020, 59.1% (54.3–65.4) were aged 15–39 years and 76.9% (73.0–81.3) were male.

**Interpretation** There is strong evidence to support recommendations on alcohol consumption varying by age and location. Stronger interventions, particularly those tailored towards younger individuals, are needed to reduce the substantial global health loss attributable to alcohol.

**Funding** Bill & Melinda Gates Foundation.

**Copyright** © 2022 The Author(s). Published by Elsevier Ltd. This is an Open Access article under the CC BY 4.0 license.



# Primjeri: CDC

## Cigarette Smoking Among US Adults With Chronic Diseases



In 2019, **more than 1 in 4 adults** aged 18 - 64 **with at least 1 chronic disease** associated with smoking **currently smoked**.



**Nearly 1 in 3 adults** who smoke and have chronic disease **do not receive advice** to quit from their health care provider.

Source: U.S. Surgeon General's Report on Smoking Cessation, 2020



Providing **advice and support to quit smoking** is important for patient care in all health care settings, particularly for adults with chronic disease.

# Kvaliteta vizualnih sažetaka

## FEATURES

### Evaluating the Accuracy and Design of Visual Abstracts in Academic Surgical Journals

Guidolin, Keegan MD<sup>1,2,3</sup>; Lin, Justin BSc<sup>4</sup>; Zorigtbaatar, Anudari MD, CM<sup>1</sup>; Nadeem, Minahil<sup>5</sup>; Ibrahim, Tarek MSc<sup>6</sup>; Neilson, Zdenka BMSc<sup>7</sup>; Kim, Kyung Young (Peter) BSc, MTS<sup>8</sup>; Rajendran, Luckshi MD<sup>9</sup>; Chadi, Sami MD, MSc<sup>10</sup>; Quereshey, Fayez MD, MBA<sup>11</sup>

Author Information 

*Annals of Surgery* 276(5):p e275–e283, November 2022. | DOI: 10.1097/SLA.0000000000005521

BUY SDC

 Metrics

## Abstract

### Objective:

The objective of this study was to assess the quality and accuracy of visual abstracts published in academic surgical journals.

### Background:

Visual abstracts are commonly used to disseminate medical research findings. They distill the key messages of a research article, presenting them graphically in an engaging manner so that potential readers can decide whether to read the complete manuscript.

### Methods:

We developed the Visual Abstract Assessment Tool based upon published guidelines. Seven reviewers underwent iterative training to apply the tool. We collected visual abstracts published by 25 surgical journals from January 2017 to April 2021; those corresponding to systematic reviews without meta-analysis, conference abstracts, narrative reviews, video abstracts, or nonclinical research were excluded. Included visual abstracts were scored on accuracy (as compared with written abstracts) and design, and were given a “first impression” score.

### Results:

Across 25 surgical journals 1325 visual abstracts were scored. We found accuracy deficits in the reporting of study design (35.8%), appropriate icon use (49%), and sample size reporting (69.2%), and design deficits in element alignment (54.8%) and symmetry (36.1%). Overall scores ranged from 9 to 14 (out of 15), accuracy scores from 4 to 8 (out of 8), and design scores from 3 to 7 (out of 7). No predictors of visual abstract score were identified.

### Conclusion:

Visual abstracts vary widely in quality. As visual abstracts become integrated with the traditional components of scientific publication, they must be held to similarly high standards. We propose a checklist to be used by authors and journals to standardize the quality of visual abstracts.

# Učinkovitost vizualnih sažetaka

Open Access Editorial

## Does a Graphical Abstract Bring More Visibility to Your Paper?

by  Eva-Maria Pferschy-Wenzig <sup>1</sup>,  Ulrich Pferschy <sup>2</sup>,  Dongdong Wang <sup>3</sup>,  Andrei Mocan <sup>4</sup> and  Atanas G. Atanasov <sup>3,5,\*</sup> 

<sup>1</sup> Institute of Pharmaceutical Sciences, Department of Pharmacognosy, University of Graz, Universitaetsplatz 4/1, 8010 Graz, Austria

<sup>2</sup> Department of Statistics and Operations Research, University of Graz, Universitaetsstrasse 15, 8010 Graz, Austria

<sup>3</sup> Department of Pharmacognosy, University of Vienna, 1090 Vienna, Austria

<sup>4</sup> Department of Pharmaceutical Botany, Iuliu Hațieganu University of Medicine and Pharmacy, 400012 Cluj-Napoca, Romania

<sup>5</sup> Institute of Genetics and Animal Breeding of the Polish Academy of Sciences, 05-552 Jastrzebiec, Poland

\* Author to whom correspondence should be addressed.

*Molecules* **2016**, *21*(9), 1247; <https://doi.org/10.3390/molecules21091247>

Received: 14 September 2016 / Accepted: 15 September 2016 / Published: 18 September 2016

(This article belongs to the Special Issue Effects of Natural Products in the Context of Cardiometabolic Disease)

Download

Browse Figure

Versions Notes

### Abstract


A graphical abstract (GA) represents a piece of artwork that is intended to summarize the main findings of an article for readers at a single glance. Many publishers currently encourage authors to supplement their articles with GAs, in the hope that such a convenient visual summary will facilitate readers with a clearer outline of papers that are of interest and will result in improved overall visibility of the respective publication. To test this assumption, we statistically compared publications with or without GA published in *Molecules* between March 2014 and March 2015 with regard to several output parameters reflecting visibility. Contrary to our expectations, manuscripts published without GA performed significantly better in terms of PDF downloads, abstract views, and total citations than manuscripts with GA. To the best of our knowledge, this is the first empirical study on the effectiveness of GA for attracting attention to scientific publications.

**Keywords:** graphical abstract; article views; citations; pdf downloads; scientific writing; science communication; research visibility; online attention; social media shares; Altmetric score



J Korean Med Sci. 2022 Nov 21;37(45):e321  
<https://doi.org/10.3346/jkms.2022.37.e321>  
eISSN 1598-6357-pISSN 1011-8934

JKMS

Original Article  
Editing, Writing &  
Publishing

 Check for updates

## Seeing Is Believing: The Effect of Graphical Abstracts on Citations and Social Media Exposure in Gastroenterology & Hepatology Journals

Yohan Kim <sup>1</sup>, Jieun Lee <sup>2</sup>, Jeong-Ju Yoo <sup>1</sup>, Eun-Ae Jung <sup>3</sup>, Sang Gyune Kim <sup>1</sup> and Young Seok Kim <sup>1</sup>

<sup>1</sup>Department of Internal Medicine, Soonchunhyang University School of Medicine, Bucheon, Korea

<sup>2</sup>College of Medicine, Soonchunhyang University, Cheonan, Korea

<sup>3</sup>Medical Library, Soonchunhyang University Bucheon Hospital, Bucheon, Korea

 OPEN ACCESS

Received: Aug 26, 2022

Accepted: Sep 14, 2022

Published online: Nov 9, 2022

Address for Correspondence:

Jeong-Ju Yoo, MD, PhD

Division of Gastroenterology and Hepatology,

Department of Medicine,

Soonchunhyang University Bucheon Hospital,

170 Jomaru-ro, Wonmi-gu, Bucheon 14584,

Republic of Korea.

Email: [puby77@naver.com](mailto:puby77@naver.com)

<sup>1</sup>Yohan Kim and Jieun Lee contributed equally to this study.

© 2022 The Korean Academy of Medical Sciences.

This is an Open Access article distributed

under the terms of the Creative Commons

Attribution Non-Commercial License (<https://creativecommons.org/licenses/by-nc/4.0/>)

which permits unrestricted non-commercial

use, distribution, and reproduction in any

medium, provided the original work is properly

cited.

ORCID iDs

### ABSTRACT

**Background:** Graphical abstracts (GAs) have recently been included as an essential element in various journals, including those in the field of Gastroenterology & Hepatology. However, there has been no study on the effect of GAs on the impact factor (IF) of journals, and the citation index or social media exposure of individual articles.

**Methods:** We investigated the presence of GAs, total citations and social media exposure of full-length original articles in the top ten journals of gastroenterology and hepatology for three years (2019–2021). Citations and social media exposure were evaluated with the Web of Science citation index, Altmetric Attention score, Dimension recorded citation count, and PlumX index.

**Results:** A total of 4,205 articles from ten journals were evaluated for three years. First, journals that have adopted GAs demonstrated significantly higher IF increases for the past three years than those of journals without GAs. The longer GAs have been utilized in a journal, the higher IFs the journal had. Secondly, individual articles with GAs had significantly higher Web of Science citation counts (median 14 vs. 12), more social media exposure (median 23 vs. 5) and more Altmetric.com tweet counts (median 15 vs. 7) than those of articles without GAs. In multiple regression analysis, the inclusion of GAs was particularly effective in increasing the number of Web of Science citations ( $\beta = 14.1$ ,  $SE = 1.9$ ,  $P < 0.001$ ) and social media exposure ( $\beta = 13.3$ ,  $SE = 6.1$ ,  $P = 0.030$ ) after adjusting for journal IFs and topics.

**Conclusion:** GAs are effective in increasing IFs of journals in the field of gastroenterology and hepatology, as well as increasing citations and social media exposure of individual articles.

**Keywords:** Bibliometrics; Social Media; Journal Impact Factor

# Učinkovitost vizualnih sažetaka

JOURNAL ARTICLE


## Randomized controlled trial of plain English and visual abstracts for disseminating surgical research via social media <sup>FREE</sup>

S J Chapman, R C Grossman, M E B FitzPatrick, R R W Brady ✉

*British Journal of Surgery*, Volume 106, Issue 12, November 2019, Pages 1611–1616,

<https://doi.org/10.1002/bjs.11307>

Published: 02 October 2019 [Article history](#) ▼

 PDF  Split View  Cite  Permissions  Share ▼

### Abstract

#### Background

Patients are increasingly taking an active role in the design and delivery of surgical research. Public communication of results should also be encouraged, but this is often limited to non-expert commentary. This study assessed the role of plain English abstracts disseminated via social media in engaging patients and clinicians in the communication of surgical research.

#### Methods

A three-arm randomized controlled trial with crossover of two intervention arms was performed. Manuscripts accepted for publication in *BJS* were allocated to one of three arms and disseminated via Twitter: plain English abstracts, visual abstracts and standard tweets. The primary outcome was online engagement (a composite of tweets, replies and likes) by members of the public within 14 days. The secondary outcome was online engagement by healthcare professionals.

#### Results

Forty-one manuscripts were randomized to plain English abstracts (14), visual abstracts (14) and standard tweets (13). The number of public engagements was low, with a mean of 1.8 (range 0–8), 2.5 (0–11), and 1.2 (0–4) for plain English abstracts, visual abstracts and standard tweets respectively. The mean number of engagements by healthcare professionals was 29.4 (6–66), 45.3 (6–161) and 28.8 (10–52) respectively. Overall, visual abstracts attracted a significantly greater number of engagements than plain English ones ( $P < 0.001$ ).

#### Conclusion

Online, public engagement with surgical research was low. Overall engagement (predominantly from healthcare professionals) was enhanced by the use of visual abstracts.

JOURNAL OF MEDICAL INTERNET RESEARCH

Oska et al

### Original Paper

## A Picture Is Worth a Thousand Views: A Triple Crossover Trial of Visual Abstracts to Examine Their Impact on Research Dissemination

Sandra Oska<sup>1</sup>, BSc; Edgar Lerma<sup>2,3</sup>, MD; Joel Topf<sup>1</sup>, MD

<sup>1</sup>William Beaumont School of Medicine, Oakland University, Rochester, MI, United States

<sup>2</sup>College of Medicine, University of Illinois at Chicago, Chicago, IL, United States

<sup>3</sup>Associates in Nephrology, SC, Chicago, IL, United States

#### Corresponding Author:

Joel Topf, MD

William Beaumont School of Medicine

Oakland University

586 Pioneer Dr

Rochester, MI, 48309

United States

Phone: 1 248 470 8163

Email: [joel.topf@gmail.com](mailto:joel.topf@gmail.com)

### Abstract

**Background:** A visual abstract is a graphic summary of a research article's question, methods, and major findings. Although they have a number of uses, visual abstracts are chiefly used to promote research articles on social media.

**Objective:** This study aimed to determine if the use of visual abstracts increases the visibility of nephrology research shared on Twitter.

**Methods:** A prospective case-control crossover study was conducted using 40 research articles published in the *American Journal of Nephrology* (AJN). Each article was shared by the AJN Twitter account in 3 formats: (1) the article citation, (2) the citation with a key figure from the article, and (3) the citation with a visual abstract. Tweets were spaced 2 weeks apart to allow washout of the previous tweet, and the order of the tweets was randomized. Dissemination was measured via retweets, views, number of link clicks, and Altmetric scores.

**Results:** Tweets that contained a visual abstract had more than twice as many views as citation-only tweets (1351, SD 1053 vs 639, SD 343) and nearly twice as many views as key figure tweets (1351, SD 1053 vs 732, SD 464). Visual abstract tweets had 5 times the engagements of citation-only tweets and more than 3.5 times the engagements of key figure tweets. Visual abstract tweets were also associated with greater increases in Altmetric scores as compared to citation-only tweets (2.20 vs 1.05).


**Conclusions:** The use of visual abstracts increased visibility of research articles on Twitter, resulting in a greater number of views, engagements, and retweets. Visual abstracts were also associated with increased Altmetric scores as compared to citation-only tweets. These findings support the broader use of visual abstracts in the scientific community. Journals should consider visual abstracts as valuable tools for research dissemination.

*(J Med Internet Res 2020;22(12):e22327)* doi: [10.2196/22327](https://doi.org/10.2196/22327)

# Učinkovitost vizualnih sažetaka

ORIGINAL ARTICLE

## Visual abstracts do not increase some impact scores more than conventional abstracts of clinical research: A retrospective cohort study

Vaibhav Aggarwal MBBS 

First published: 30 June 2021 | <https://doi.org/10.1111/hir.12376> | Citations: 6

[Read the full text >](#)

 PDF  TOOLS  SHARE

### Abstract

#### Background and Objective

We examined whether the use of visual abstracts on social media platforms can improve comprehensive social media and conventional metrics such as total altmetric attention score, full text page views and citation counts (study outcomes) through retrospective cohort study.

#### Methods

We included all original research articles (Total 307 articles:  $N = 69$  in visual abstract group and  $N = 238$  in control group) published between July 2018 and January 2019 in the JAMA, BMJ and the NEJM and used negative binomial regression to adjust for article characteristics.

#### Results


Adjusted analysis showed no significant differences between articles with and without visual abstracts in the altmetric attention score ( $p = 0.37$ ) and in number of page views ( $p = 0.44$ ). Citations in the Web of Science core collection were found to be statistically significant favouring control group ( $p = 0.028$ ). We also found no significant differences in altmetric attention score and page views after stratification for article type [randomised controlled trial (RCT) vs. non-RCT]. Citations counts were found to be borderline significant for RCT ( $p = 0.04$ ) and non-significant for non-RCT.

#### Conclusion

Visual abstracts might not be effective in disseminating scientific research. We should look at other innovative ways to improve the visibility of the research.




EDITORIAL

## The visual abstract: A social media fad or the future of dissemination

Angela Castellanos MD, Charlie M. Wray DO, MS 

First published: 19 December 2021 | <https://doi.org/10.1111/hir.12405> | Citations: 1

[Read the full text >](#)

 PDF  TOOLS  SHARE

### Abstract

This editorial discusses the emergence of visual abstracts within journals to disseminate findings. Published alongside Aggarwal's retrospective study reporting that visual abstracts do not increase impact scores more than conventional abstracts of clinical research, it is suggested that visual abstracts may have a greater impact for smaller, specialty journals.



## More about video abstracts:

Revolutionising the concept of video abstracts

What is a video abstract?

Top tips for a good video abstract

Solutions for different budgets

Shoot with a smartphone or a tablet

Do's and don'ts of video

Sound quality is as important as image quality

Technical specs for videos

Submitting your video

## Video abstracts

### What is a video abstract?

A Video Abstract is an accompanying feature for research articles that should attract viewers to the scientific paper. Video abstracts are published under the same [copyright terms](#) as the associated article.

The aim of the Video Abstract is to promote the highlights of your study. Therefore, it should include the main conclusions and results of the paper, but it should also add something to the written paper. Ideally, it should engage viewers by telling a story, for example by starting with a particular finding, a question, or a distinctive topic around which the story will unfold.

A video about a serious matter doesn't need to be plain or expensive to produce. The level of technology available nowadays means that you don't need to invest in state-of-the-art equipment to get a more creative high quality production. High quality videos can be produced relatively cheaply, as you will read in more detail in these guidelines. Your emphasis must be on ways of capturing the attention of your audience, encouraging them to read your paper.

# Primjer - NEJM

- [Monitoring, Surgery, or Radiotherapy for Prostate Cancer](#)
- <https://www.nejm.org/doi/full/10.1056/NEJMoa2214122>

Published: [20 April 2019](#)

# The impact of video abstract on citation counts: evidence from a retrospective cohort study of *New Journal of Physics*

[Qianjin Zong](#) , [Yafen Xie](#), [Rongchan Tuo](#), [Jingshi Huang](#) & [Yang Yang](#)

*Scientometrics* **119**, 1715–1727 (2019) | [Cite this article](#)

**1222** Accesses | **18** Citations | **17** Altmetric | [Metrics](#)

## Abstract

In this paper, we addressed the question of whether a video abstract of an article affects its citation counts. A retrospective cohort study was conducted using the research articles published in *New Journal of Physics* during 2010 and 2016. Articles with video abstract ( $N = 315$ ) as the experimental group, were matched 1:2, with articles without video abstract ( $N = 630$ ) as the control group, by the same publishing issue, same article type. Specifically, the articles lacking video abstract that appeared immediately before and after each experimental group article were included in the control group. A negative binomial regression model was employed to analyze the data. After controlling for the characteristics of articles (including the number of authors, international co-authorship, character counts of title, character counts of text-based abstract, keyword counts, reference counts, page counts and funding), our results showed that articles with video abstract (experimental group) compared to the articles without video abstract (control group) were expected to have a rate 1.206 times greater for citation counts. This study suggests that a video abstract can potentially serve as a useful genre of a research article for receiving more citation counts.

Published: [05 July 2019](#)

# The alleged citation advantage of video abstracts may be a matter of self-citations and self-selection bias. Comment on “The impact of video abstract on citation counts” by Zong et al.

[Sergio Copiello](#) 

*Scientometrics* **122**, 751–757 (2020) | [Cite this article](#)

**534** Accesses | **4** Citations | [Metrics](#)

## Abstract

The paper authored by Zong et al. (*Scientometrics*, [2019](#), <https://doi.org/10.1007/s11192-019-03108-w>) claims that equipping articles with a video abstract provides them a citation advantage. Here I argue that the study above does not consider two potential confounding factors, namely, the role played by self-citations as well as by the self-selection bias. Author self-citations push the citation premium of the articles analyzed in the study referenced above, thus the net effect of video abstracts is lower than expected. What is more, articles with a video abstract seem to associate with higher citations in comparison to their counterparts without the video companion due to the self-selection bias. Namely, authors may be prone to include a video abstract in the articles they believe are of outstanding quality and best representative of their research activities. All this suggests that the alleged citation advantage of video abstracts is, at least, of doubtful occurrence.



# Učinkovitost video sažetaka?

[Scientometrics](#). 2023; 128(5): 3001–3015.

PMCID: PMC10028770

Published online 2023 Mar 21. doi: [10.1007/s11192-023-04675-9](https://doi.org/10.1007/s11192-023-04675-9)

PMID: [37101977](https://pubmed.ncbi.nlm.nih.gov/37101977/)

Video abstracts are associated with an increase in research reports citations, views and social attention: a cross-sectional study

[Tristan Bonnevie](#),<sup>1,2</sup> [Aurore Repel](#),<sup>3</sup> [Francis-Edouard Gravier](#),<sup>1,2</sup> [Joel Ladner](#),<sup>4</sup> [Louis Sibert](#),<sup>5</sup> [Jean-François Muir](#),<sup>1,2,6</sup> [Antoine Cuvelier](#),<sup>2,6</sup> and [Marc-Olivier Fischer](#)<sup>7</sup>

▶ [Author information](#) ▶ [Article notes](#) ▶ [Copyright and License information](#) [Disclaimer](#)

# Metodologija i rezultati

- Povezanost postojanja video sažetka u člancima iz NEJMa s brojem citata, pregleda i AAS (Altmetric Attention Score)
- Citati: IRR (incidence rate ratio) 1,15 (95% CI 0,98-1,35)
- Pregledi: IRR (incidence rate ratio) 1,35 (95% CI 1,18-1,54)
- AAS: IRR (incidence rate ratio) 1,25 (95% CI 1,08-1,44)
- „...video abstracts are associated with a worthwhile increase in the number of **views** of research reports. They are also associated with an increase in **citations** and **social attention**, although the association may be small.”

# Prednosti i mane alternativnih oblika sažetaka

- Prenošenje kompleksnih informacija u pristupačnijem i vizualno atraktivnijem obliku
- Isticanje ključnih rezultata
- Brzi pregled svrhe i ishoda istraživanja
- Uključivanje šire publike
- Pretjerano pojednostavljivanje kompleksnih tema i istraživanja
- Razvodnjavanje znanstvenog rigora i nijansi potrebnih za kvalitetnu interpretaciju
- Žrtvovanje dubine istraživanja i znanstvenog integriteta za kratkoću i vizualnu privlačnost
  - Opasno u prenošenju važnih medicinskih informacija

# Što želimo od sažetka?



janis müller  
@janis\_mue11er



Replying to @lisafstinson

i like this graphical abstract [@r\\_gross\\_](#)

## Enhanced Stability and Controlled Delivery of MOF-Encapsulated Vaccines and Their Immunogenic Response In Vivo

Michael A. Luzuriaga,<sup>†,§</sup> Raymond P. Welch,<sup>†,§</sup> Madushani Dharmarwardana,<sup>†</sup>  
Candace E. Benjamin,<sup>†</sup> Shaobo Li,<sup>†</sup> Arezoo Shahrivarkevishahi,<sup>†</sup> Sarah Popal,<sup>†</sup> Lana H. Tuong,<sup>†</sup>  
Chayton T. Creswell,<sup>†</sup> and Jeremiah J. Gassensmith<sup>\*,†,‡</sup>

<sup>†</sup>Department of Chemistry and Biochemistry, and <sup>‡</sup>Department of Biomedical Engineering, The University of Texas at Dallas, 800 West Campbell Road, Richardson, Texas 75080, United States

[Supporting Information](#)

**ABSTRACT:** Vaccines have an innate tendency to lose their structural conformation upon environmental and chemical stressors. A loss in conformation reduces the therapeutic ability to prevent the spread of a pathogen. Herein, we report an in-depth study of zeolitic imidazolate framework-8 and its ability to provide protection for a model viral vector against denaturing conditions. The immunoassay and spectroscopy analysis together demonstrate enhanced thermal and chemical stability to the conformational structure of the encapsulated viral nanoparticle. The long-term biological activity of this virus-ZIF composite was investigated in animal models to further elucidate the integrity of the encapsulated virus, the biosafety, and immunogenicity of the overall composite. Additionally, histological analysis found no observable tissue damage in the skin or vital organs in mice, following multiple subcutaneous administrations. This study shows that ZIF-based protein composites are strong candidates for improved preservation of proteinaceous drugs, are biocompatible, and are capable of controlling the release and adsorption of drugs in vivo.



7:32 PM · Jul 9, 2019



♡ 249

boredpanda.com



hildabastian.net

